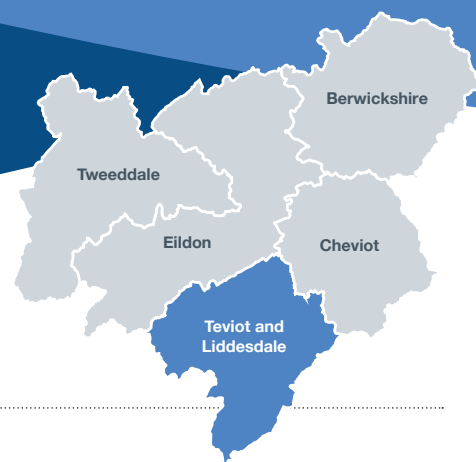


SUMMARY ACTION PLAN for consultation

TEVIOT & LIDDESDALE



ACTION PLAN

Devised in line with strategic plan together with national outcomes and local objectives.

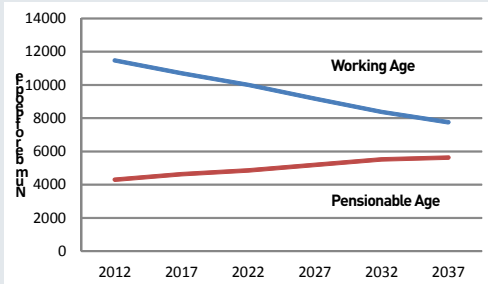
PRIORITIES FOR TEVIOT	ACTION PLAN
Increase the range of care and support options across the locality to enable people to remain in their own homes and communities	<ul style="list-style-type: none"> • Establish “What Matters” hubs across Teviot • Redesign equipment service and satellite stores • Support care providers to develop services designed for the Teviot locality • Support further development of “healthy living networks” across the locality • Support the ongoing development of community capacity building initiatives • Support rollout of paramedic practitioner project at other practices in locality
Improve the availability and accessibility of services for people living in rural areas and towns across Teviot	<ul style="list-style-type: none"> • Develop one integrated team between Health, Social Care and Third sector • Work with the transport hub to improve access to rural transport across Teviot • Establish “What Matters” hub within Burnfoot, Hawick • Establish further “What Matters” hubs across the Teviot locality
Increase the availability of locally based rehabilitation services	<ul style="list-style-type: none"> • Scope out current gaps in service provision across Teviot and look to address these • Increase access to Allied Health Professionals from the community • Link with the Third sector around their model of rehabilitation • Link with Day services review • Support Live Borders to design programmes with rehabilitation incorporated within them across Teviot
Increase the range of housing options available across the locality	<ul style="list-style-type: none"> • Work with Registered social landlords to develop alternative accommodation across all areas of the locality • Support the development of extra care housing in Teviot
Develop robust preventative services and early intervention for long term conditions	<ul style="list-style-type: none"> • Improve preventative and early intervention elements of the care pathway • Work with GP cluster quality leads to improve preventative approaches in primary care • Improve access to information on self-management • Support the rollout of anticipatory care planning

This is a summary plan for Teviot and Liddesdale.

To view the full Health and Social Care plan for Teviot and Liddesdale please visit [here](#)

THE TEVIOT AREA - AREA PROFILE

PROJECTED POPULATION 2012-2037 FOR TEVIOT & LIDDESDALE



65%
increase in
pensionable age

18.4%
decrease in
working age

POPULATION

17,965 population*
(31% of the Scottish Borders)

13.5% aged 0-15
(Scottish Borders = 16.7%)

58.6% aged 16-64
(Scottish Borders = 60.2%)

27.9% aged 65+
(Scottish Borders = 23.1%)

*(est 2014)



AREA

14.2% live in an area of
less than 500 people
(Scottish Borders = 27.4%)

26% live in rural areas
8% Remote rural
18% Accessible rural

Settlements with more than 500 people:

TOWN	POPULATION
Hawick	14,003
Newcastleton	757
Denholm	625

LIFE EXPECTANCY RANGE

77.3 to 78.5 yrs men
(Scottish Borders = 78.1)

79.9 to 84.1 yrs women
(Scottish Borders = 82)

Highest rate of **coronary heart disease hospitalisations** and **early deaths**
(compared to the Scottish Borders and Scotland)

646.3 per 100,00

Higher rate of **alcohol related hospitalisations** and **deaths** and **increasing in recent years**
(Compared to Borders = 566)

580.9 per 100,000 Highest rate of **COPD hospitalisations**
(compared to Scottish Borders=497.6)

HEALTH OF THE LOCALITY

A&E ATTENDANCE

50.2% non-emergencies could be cared for within **Locality**
(last year 45.9%)

49.8% emergencies
(last year 54.1%)

Higher rate of **emergency hospitalisations**
(compared to Scottish Borders)

LONG TERM CONDITIONS

1,233 on **Diabetes Register**
7.65% of **GP Register over 15 yrs**

201 on **Dementia Register**
4.34% of **GP Register over 65 yrs**

5463 per 100,000 **Multiple emergency hospitalisations Patients 65+**
(Teviot has a higher rate)
(Scottish Borders = 5122.5
Scotland = 5159.5)



NEIGHBOURHOOD AND COMMUNITY INFLUENCES ON HEALTH

15.0% report **accessibility to public transport as an issue**
(Scottish Borders=16.6%)

8.4% feel **lonely or isolated**
(Scottish Borders = 6.1%)

8 **culture and sport facilities** operated by the public sector
(Scottish Borders = 69)

Teviot is the **most deprived population** in the **Scottish Borders** with **over 40%** of its **population living in the 4 most deprived deciles**



Teviot has **highest number** of individuals **claiming JSA and pension credits**

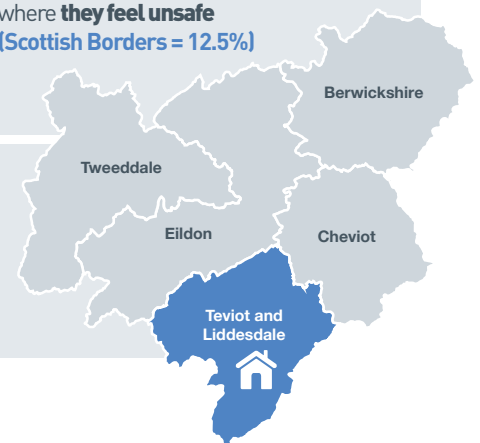
Among lowest suicide rates in the **Scottish Borders** at **12.3 per 100,000**

SAFETY

9.19 Highest rate of **over 75 falls** per 1000
(compared to 5.62 for Scottish Borders)

1.07 rate of **fires in homes** per 1,000
(Scottish Borders = 0.74)

17% say there are **areas** where **they feel unsafe**
(Scottish Borders = 12.5%)



PROPOSED HOUSING DEVELOPMENTS

AFFORDABLE HOUSING		EXTRA CARE HOUSING
2017-2018	6 units	-
2018-2019	12 units	-
2019-2020	-	-